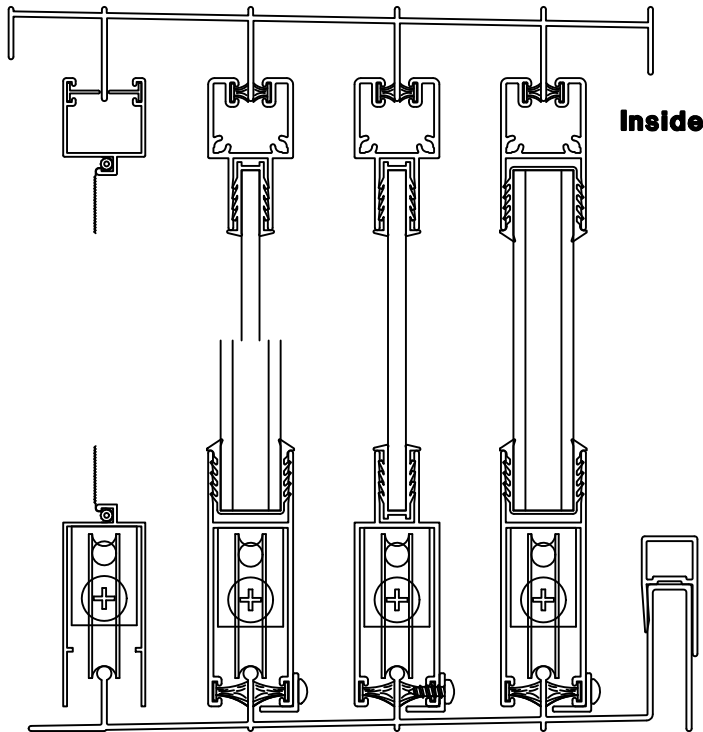


SERIES # 430 XIX SGD R-40

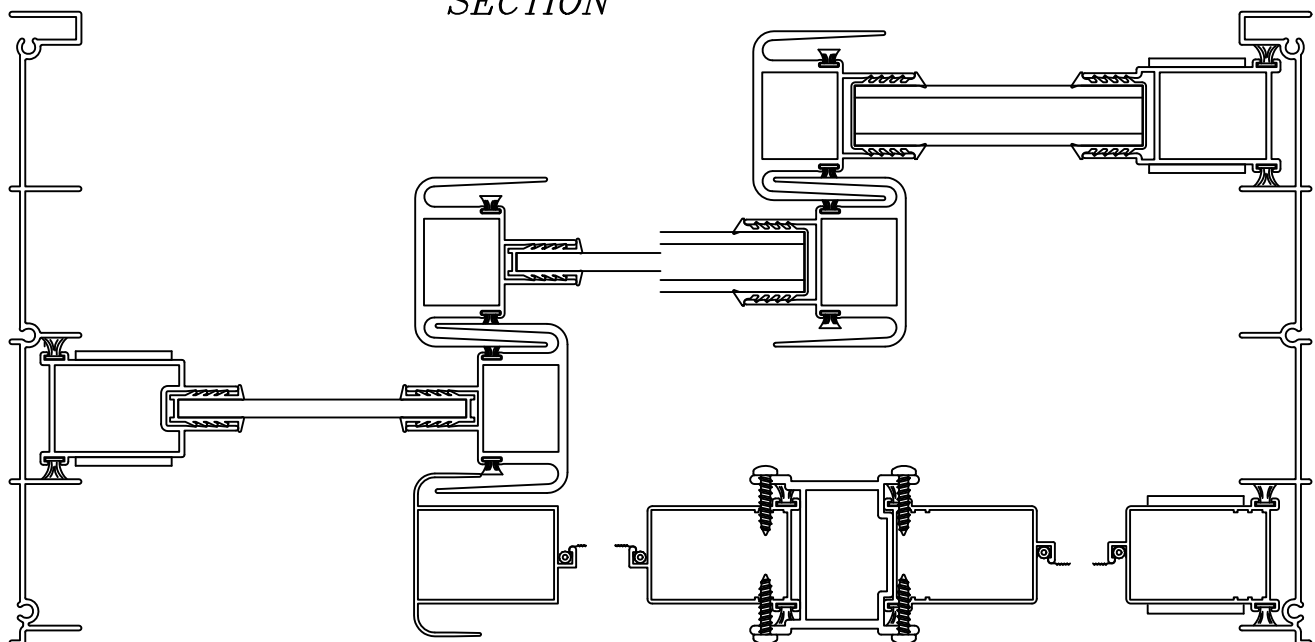
*VERTICAL
SECTION*



SPECIFICATIONS

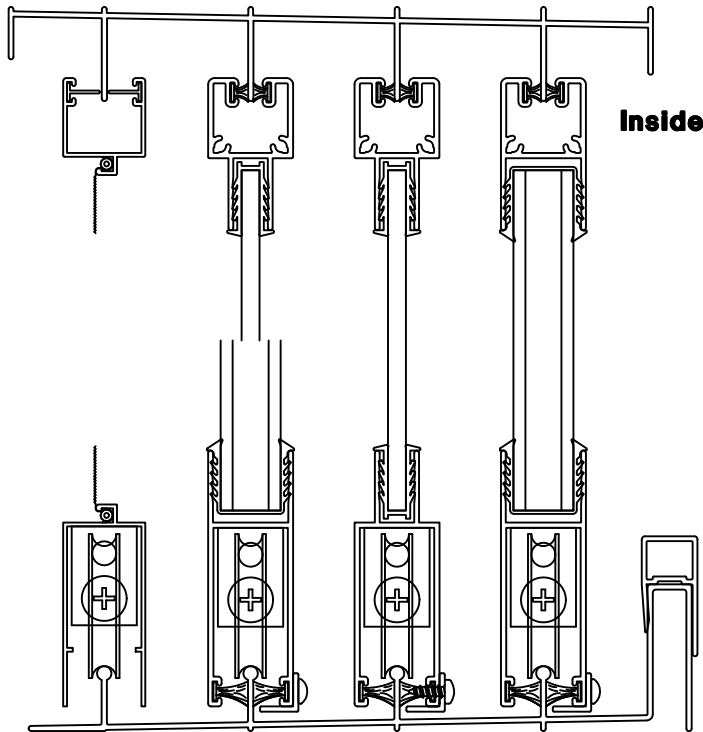
MARINE GLAZED	
SERIES # 430 SLIDING GLASS DOOR	
INSIDE FRAME DIMENSION	HORIZONTAL: CALL SIZE - 1 5/16"
	VERTICAL: CALL SIZE
ROUGH OPENING	HORIZONTAL: CALL SIZE - 13/16"
	VERTICAL: CALL SIZE + 1/2"
MINIMUM SIZE I.F.D.	88 11/16" X 80"
MAXIMUM SIZE I.F.D.	142 11/16" X 80"
TEST REPORT No.: 08-228 SD-R40 3626 x 2032 (142 3/4" x 80")	
GLASS SIZE	HORIZONTAL: (CALL SIZE/3) - 2"
	VERTICAL: CALL SIZE - 4"
HORIZONTAL INTERLOCK: (CALL SIZE/3) + 7/16"	
FINISHED SCREEN SIZE	HORIZONTAL LATCH: (CALL SIZE/3) - 2 1/8"
	VERTICAL: IFD - 1"
U-VALUE: 0.57	(3/8" SPACER, LOW-E GLASS AND GRIDS)
SHGC: 0.32	(3/8" SPACER, LOW-E GLASS AND GRIDS)
U-VALUE: 0.68	(1/4" SPACER, LOW-E GLASS AND GRIDS)
SHGC: 0.32	(1/4" SPACER, LOW-E GLASS AND GRIDS)
DRAWN BY: FA	HALF SCALE EXPIRATION DATE: 2/08/2011

*HORIZONTAL
SECTION*



SERIES # 430 XIX SGD R-35

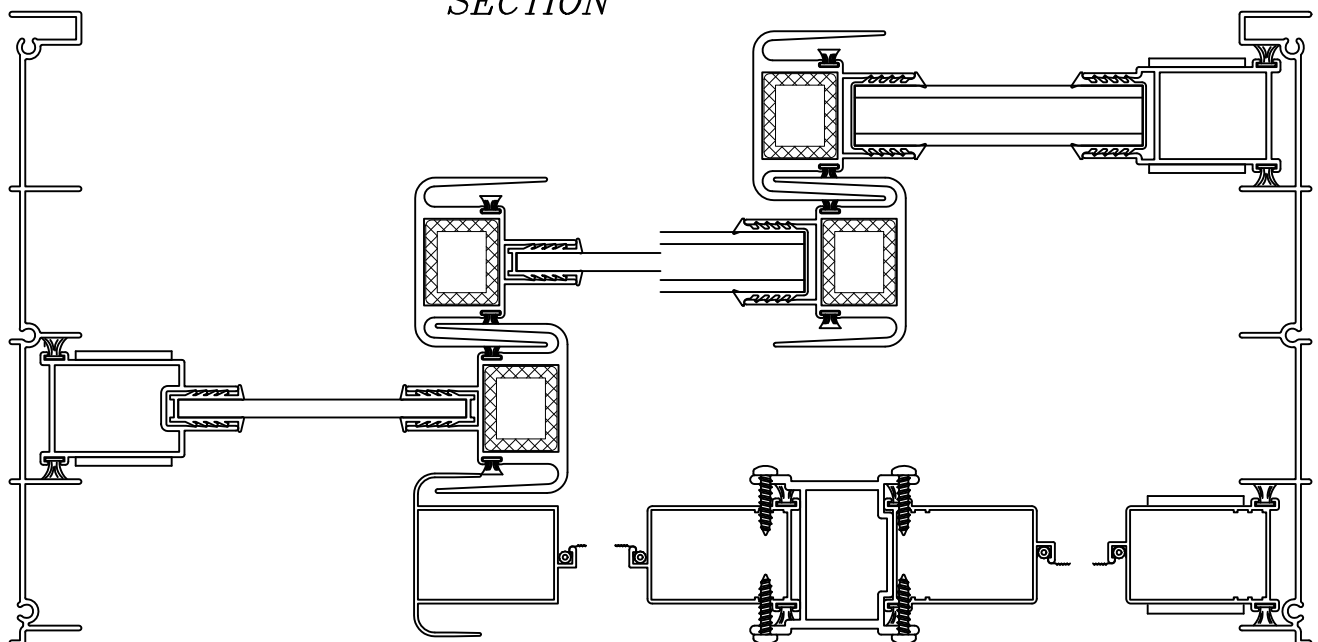
VERTICAL SECTION



SPECIFICATIONS

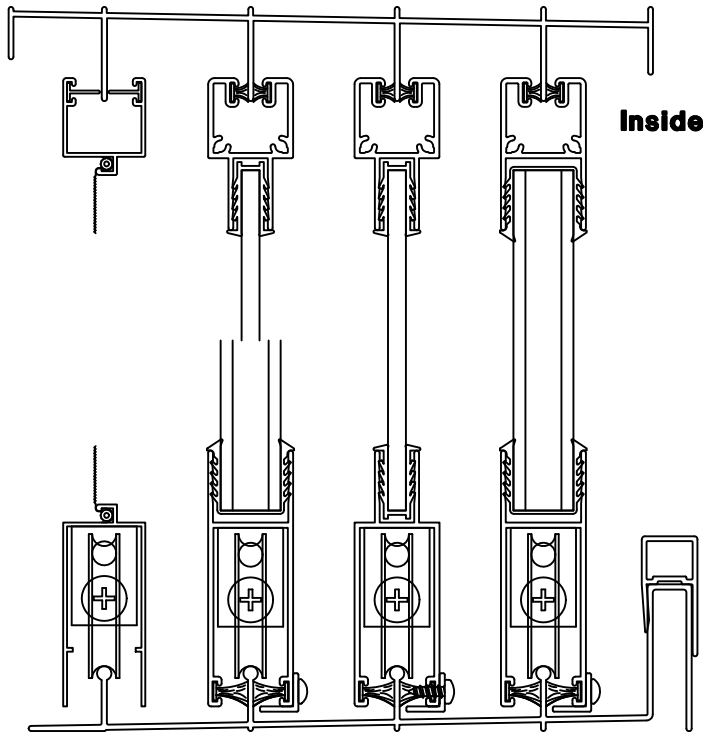
MARINE GLAZED	
SERIES # 430 SLIDING GLASS DOOR	
INSIDE FRAME DIMENSION	HORIZONTAL: CALL SIZE - 1 5/16"
	VERTICAL: CALL SIZE
ROUGH OPENING	HORIZONTAL: CALL SIZE - 13/16"
	VERTICAL: CALL SIZE + 1/2"
MINIMUM SIZE I.F.D.	88 11/16" X 80"
MAXIMUM SIZE I.F.D.	142 11/16" X 96"
TEST REPORT No.: 08-228 SD-R35 3626 x 2438 (142 3/4" x 96")	
GLASS SIZE	HORIZONTAL: (CALL SIZE/3) - 2"
	VERTICAL: CALL SIZE - 4"
HORIZONTAL INTERLOCK: (CALL SIZE/3) + 7/16"	
FINISHED SCREEN SIZE	HORIZONTAL LATCH: (CALL SIZE/3) - 2 1/8"
	VERTICAL: IFD - 1"
U-VALUE: 0.57	(3/8" SPACER, LOW-E GLASS AND GRIDS)
SHGC: 0.32	(3/8" SPACER, LOW-E GLASS AND GRIDS)
U-VALUE: 0.68	(1/4" SPACER, LOW-E GLASS AND GRIDS)
SHGC: 0.32	(1/4" SPACER, LOW-E GLASS AND GRIDS)
DRAWN BY: FA	HALF SCALE EXPIRATION DATE: 2/08/2011

HORIZONTAL SECTION



SERIES # 430 XIX SGD R-40

*VERTICAL
SECTION*



SPECIFICATIONS

MARINE GLAZED	
SERIES # 430 SLIDING GLASS DOOR	
INSIDE FRAME DIMENSION	HORIZONTAL: CALL SIZE - 1 5/16"
	VERTICAL: CALL SIZE
ROUGH OPENING	HORIZONTAL: CALL SIZE - 13/16"
	VERTICAL: CALL SIZE + 1/2"
MINIMUM SIZE I.F.D.	88 11/16" X 80"
MAXIMUM SIZE I.F.D.	142 11/16" X 96"
TEST REPORT No.: 08-228 SD-R40 3626 x 2438 (142 3/4" x 96")	
GLASS SIZE	HORIZONTAL: (CALL SIZE/3) - 2"
	VERTICAL: CALL SIZE - 4"
HORIZONTAL INTERLOCK: (CALL SIZE/3) + 7/16"	
FINISHED SCREEN SIZE	HORIZONTAL LATCH: (CALL SIZE/3) - 2 1/8"
	VERTICAL: IFD - 1"
U-VALUE: 0.57	(3/8" SPACER, LOW-E GLASS AND GRIDS)
SHGC: 0.32	(3/8" SPACER, LOW-E GLASS AND GRIDS)
U-VALUE: 0.68	(1/4" SPACER, LOW-E GLASS AND GRIDS)
SHGC: 0.32	(1/4" SPACER, LOW-E GLASS AND GRIDS)
DRAWN BY: FA	HALF SCALE EXPIRATION DATE: 2/08/2011

*HORIZONTAL
SECTION*

