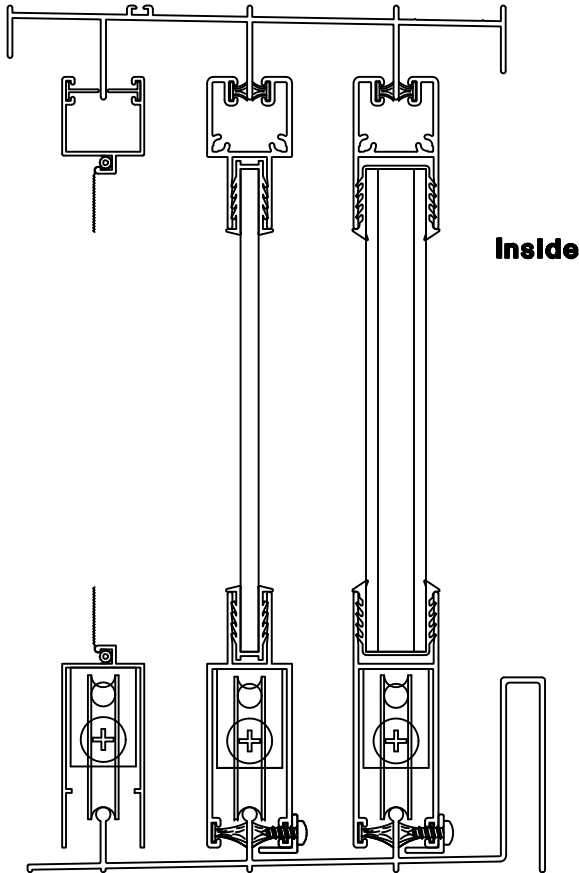


SERIES # 420 XX SGD R-40

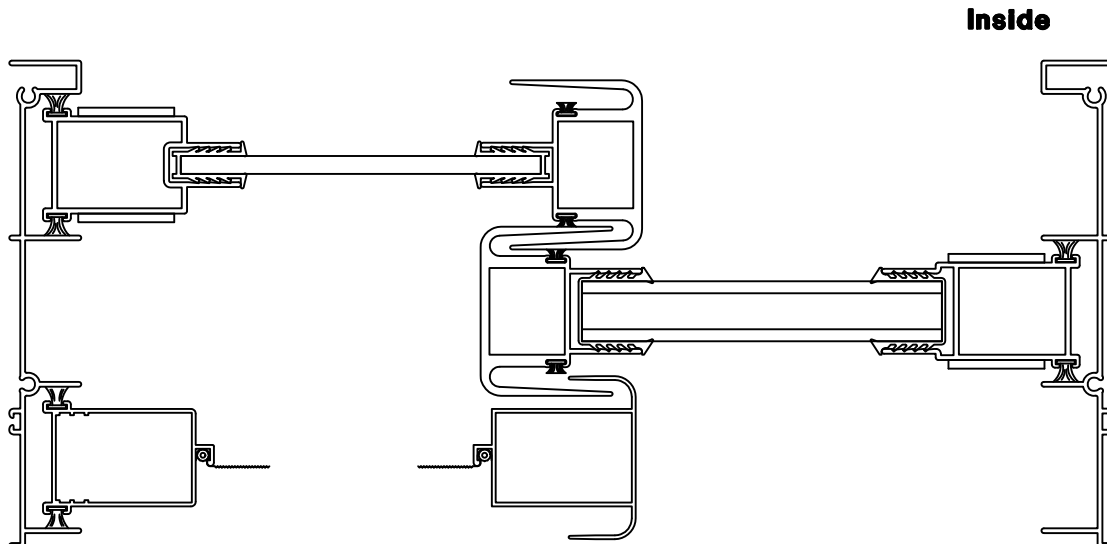
*VERTICAL
SECTION*



SPECIFICATIONS

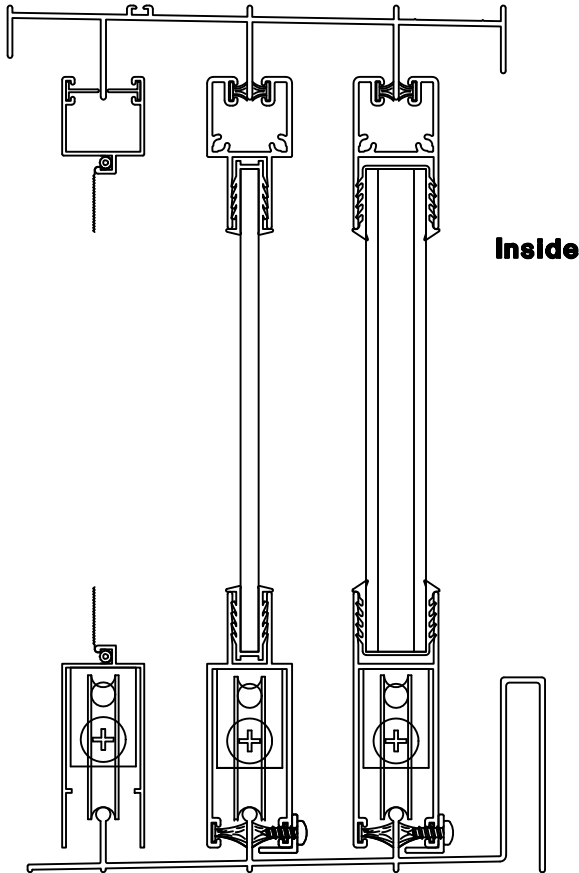
MARINE GLAZED	
SERIES # 420 SLIDING GLASS DOOR	
INSIDE FRAME DIMENSION	HORIZONTAL: CALL SIZE VERTICAL: CALL SIZE
ROUGH OPENING	HORIZONTAL: CALL SIZE + 1/2" VERTICAL: CALL SIZE + 1/2"
MINIMUM SIZE I.F.D.	60" X 80"
MAXIMUM SIZE I.F.D.	96" X 80"
TEST REPORT No.: 08-165	SD-R40 2438 x 2032 (96" x 80")
GLASS SIZE	HORIZONTAL: (CALL SIZE/2)-2 VERTICAL: CALL SIZE-4
MAXIMUM OVERALL GLASS THICKNESS:	5/8"
FINISHED SCREEN SIZE:	HORIZONTAL: (CALL SIZE/2) + 7/16" VERTICAL: CALL SIZE -1"
U-VALUE: 0.57	(3/8" SPACER, LOW-E GLASS AND GRIDS)
SHGC: 0.32	(3/8" SPACER, LOW-E GLASS AND GRIDS)
U-VALUE: 0.68	(1/4" SPACER, LOW-E GLASS AND GRIDS)
SHGC: 0.32	(1/4" SPACER, LOW-E GLASS AND GRIDS)
DRAWN BY: FA	HALF SCALE EXPIRATION DATE: 2/08/2011

*HORIZONTAL
SECTION*



SERIES # 420 XX SGD R-35

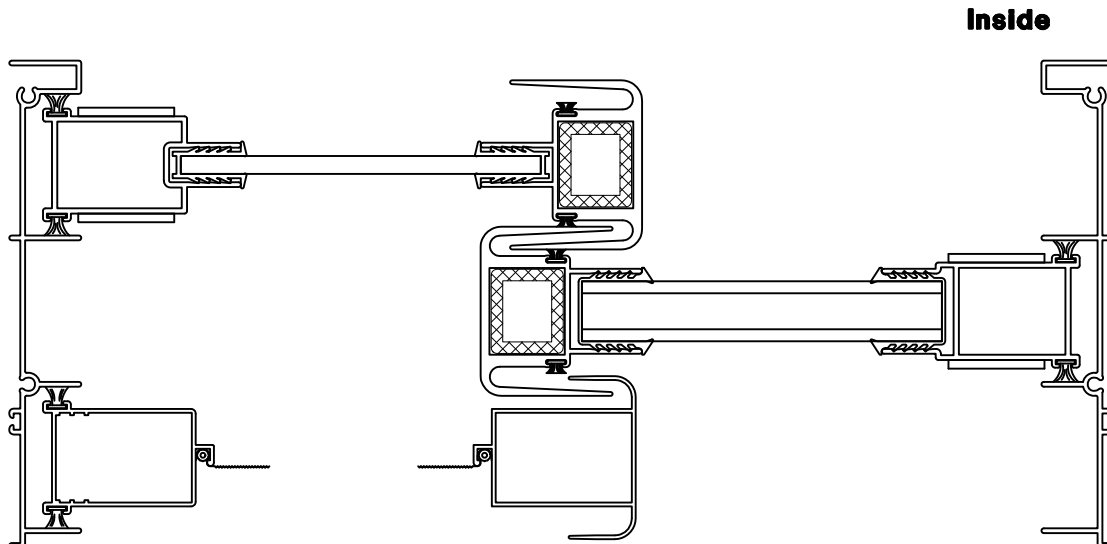
*VERTICAL
SECTION*



SPECIFICATIONS

MARINE GLAZED	
SERIES # 420 SLIDING GLASS DOOR	
INSIDE FRAME DIMENSION	HORIZONTAL: CALL SIZE VERTICAL: CALL SIZE
ROUGH OPENING	HORIZONTAL: CALL SIZE + 1/2" VERTICAL: CALL SIZE + 1/2"
MINIMUM SIZE I.F.D.	60" X 80"
MAXIMUM SIZE I.F.D.	96" X 96"
TEST REPORT No.: 08-165	SD-R35 2438 x 2438 (96" x 96")
GLASS SIZE	HORIZONTAL: (CALL SIZE/2)-2 VERTICAL: CALL SIZE-4
MAXIMUM OVERALL GLASS THICKNESS:	5/8"
FINISHED SCREEN SIZE:	HORIZONTAL: (CALL SIZE/2) + 7/16" VERTICAL: CALL SIZE - 1"
U-VALUE: 0.57	(3/8" SPACER, LOW-E GLASS AND GRIDS)
SHGC: 0.32	(3/8" SPACER, LOW-E GLASS AND GRIDS)
U-VALUE: 0.68	(1/4" SPACER, LOW-E GLASS AND GRIDS)
SHGC: 0.32	(1/4" SPACER, LOW-E GLASS AND GRIDS)
DRAWN BY: FA	HALF SCALE EXPIRATION DATE: 2/08/2011

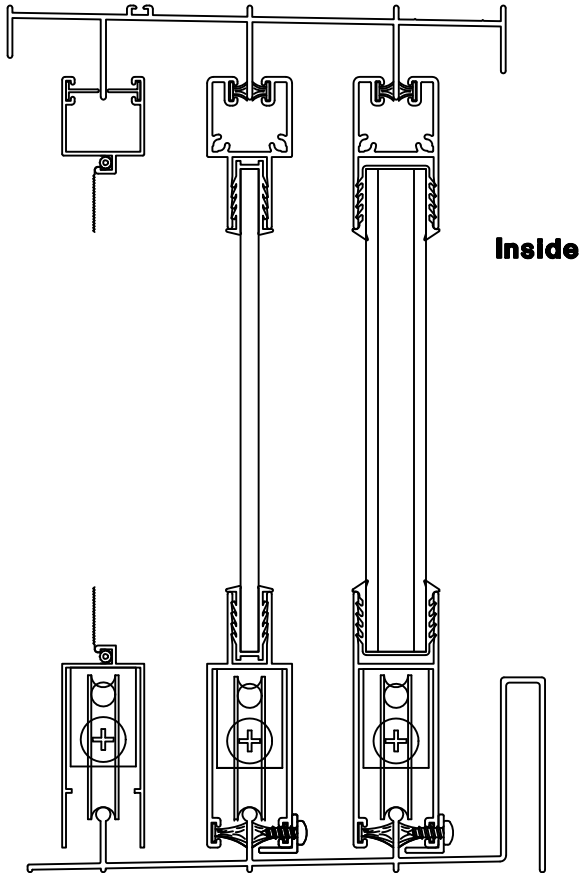
*HORIZONTAL
SECTION*





SERIES # 420 XX SGD R-40

*VERTICAL
SECTION*



SPECIFICATIONS

MARINE GLAZED	
SERIES # 420 SLIDING GLASS DOOR	
INSIDE FRAME DIMENSION	HORIZONTAL: CALL SIZE VERTICAL: CALL SIZE
ROUGH OPENING	HORIZONTAL: CALL SIZE + 1/2" VERTICAL: CALL SIZE + 1/2"
MINIMUM SIZE I.F.D.	60" X 80"
MAXIMUM SIZE I.F.D.	96" X 96"
TEST REPORT No.: 08-165	SD-R40 2438 x 2438 (96" x 96")
GLASS SIZE	HORIZONTAL: (CALL SIZE/2)-2 VERTICAL: CALL SIZE-4
MAXIMUM OVERALL GLASS THICKNESS:	5/8"
FINISHED SCREEN SIZE:	HORIZONTAL: (CALL SIZE/2) + 7/16" VERTICAL: CALL SIZE -1"
U-VALUE: 0.57	(3/8" SPACER, LOW-E GLASS AND GRIDS)
SHGC: 0.32	(3/8" SPACER, LOW-E GLASS AND GRIDS)
U-VALUE: 0.68	(1/4" SPACER, LOW-E GLASS AND GRIDS)
SHGC: 0.32	(1/4" SPACER, LOW-E GLASS AND GRIDS)
DRAWN BY: FA	HALF SCALE EXPIRATION DATE: 2/08/2011

*HORIZONTAL
SECTION*

